

MORRIS ESSEX LINES TO NEW YORK/HOBOKEN

EFFECTIVE 6/13/26 ONLY

	AM										PM								
	6908	6910	510	6912	6914	514	516	6916	6918	518	520	6920	6922	522	8990	524	6924	8992	6926
Departing from:	MD	MD		MD	MD			MD	MD			MD	MD		MD		MD	MD	MD
BICYCLES TO NEW YORK	✓	✓		✓	⊘			⊘	⊘			✓	✓		✓		✓	✓	✓
HACKETTSTOWN																			
Mount Olive																			
Netcong																			
Lake Hopatcong																			
Mount Arlington																			
DOVER	5 04	6 04		7 05	8 03			9 03	10 03			11 03	12 05		12 34		1 05	1 40	2 03
Denville	5 11	6 11		7 12	8 10			9 10	10 10			11 10	12 12		12 41		1 12	1 47	2 10
Mount Tabor	5 13	6 13			8 13			9 13	10 13			11 13			12 44			1 50	2 13
Morris Plains	5 19	6 19		7 19	8 19			9 19	10 19			11 19	12 19		12 50		1 19	1 56	2 19
Morristown	5 23	6 23		7 23	8 23			9 23	10 23			11 23	12 23		12 54		1 23	2 00	2 23
Convent	5 27	6 27		7 27	8 27			9 27	10 27			11 27	12 27		12 58		1 27	2 04	2 27
Madison	5 31	6 31		7 31	8 31			9 31	10 31			11 31	12 31		1 02		1 31	2 08	2 31
Chatham	5 35	6 35		7 35	8 35			9 35	10 35			11 35	12 35		1 06		1 35	2 12	2 35
GLADSTONE		5 53		6 52	7 50			8 50	9 50			10 50	11 50				12 50		1 50
Peapack		5 56		6 55	7 53			8 53	9 53			10 53	11 53				12 53		1 53
Far Hills		6 00		6 59	7 59			8 59	9 59			10 59	11 59				12 59		1 59
Bernardsville		6 07		7 06	8 06			9 06	10 06			11 06	12 06				1 06		2 06
Basking Ridge		6 09		7 08	8 08			9 08	10 08			11 08	12 08				1 08		2 08
Lyons		6 12		7 11	8 11			9 11	10 11			11 11	12 11				1 11		2 11
Millington		6 15		7 14	8 14			9 14	10 14			11 14	12 14				1 14		2 14
Stirling		6 18		7 17	8 17			9 17	10 17			11 17	12 17				1 17		2 17
Gillette		6 20		7 19	8 19			9 19	10 19			11 19	12 19				1 19		2 19
Berkeley Heights		6 23		7 22	8 22			9 22	10 22			11 22	12 22				1 22		2 22
Murray Hill		6 28		7 28	8 28			9 28	10 28			11 28	12 28				1 28		2 28
New Providence		6 32		7 31	8 31			9 31	10 31			11 31	12 31				1 31		2 31
Summit - Arrive	5 41	6 41		7 41	8 41			9 41	10 41			11 41	12 41		1 12		1 41	2 18	2 41
Summit - Depart	5 42	6 42		7 42	8 42			9 42	10 42			11 42	12 42		1 13		1 42	2 19	2 42
Short Hills	5 47	6 47		7 47	8 47			9 47	10 47			11 47	12 47		1 17		1 47	2 23	2 47
Millburn	5 50	6 50		7 50	8 50			9 50	10 50			11 50	12 50		1 20		1 50	2 26	2 50
Maplewood	5 54	6 54		7 54	8 54			9 54	10 54			11 54	12 54		1 24		1 54	2 30	2 54
South Orange	5 57	6 57		7 57	8 57			9 57	10 57			11 57	12 57		1 28		1 57	2 34	2 57
Mountain Station		7 00			9 00				11 00				1 00						3 00
Highland Avenue	6 01			8 01				10 01				12 01					2 01		
Orange	6 04	7 04		8 04	9 04			10 04	11 04			12 04	1 04		1 33		2 04	2 39	3 04
Brick Church	6 07	7 07		8 07	9 07			10 07	11 07			12 07	1 07		1 36		2 07	2 42	3 07
East Orange	6 10	7 10		8 10	9 10			10 10	11 10			12 10	1 10				2 10		3 10
Newark Broad Street	6 16	7 16	7 19	8 16	9 16	9 19	10 13	10 16	11 16	11 19	12 13	12 16	1 16	1 19	1 42	2 13	2 16	2 48	3 16
HOBOKEN			7 38		9 38	10 32				11 38	12 32			1 38		2 32			
via PATH			8 15		9 55	10 47			11 47	12 47			1 47		2 47				
arrive 33rd Street			8 31		10 11	11 02			12 02	1 02			2 02		3 02				
via PATH			J8 18		J9 59	10 52			11 54	12 54			1 54		2 54				
arrive World Trade Center			8 35		10 15	11 03			12 05	1 05			2 05		3 05				
via FERRY					10 00	11 00			12 00	1 00			2 00						
arrive WFC					10 20	11 20			12 20	1 20			2 20						
Secaucus Junction	6 32	7 25		8 25	9 25			10 25	11 25			12 25	D		D		D	D	D
NEW YORK	6 45	7 39		8 39	9 39			10 38	11 39			12 40	1 41		2 06		2 39	3 12	3 39

SPECIAL CONDITIONS

L 6 12 L Indicates this train may leave ahead of schedule.

D D Indicates this train stops at Secaucus Junction to discharge FIFA Passengers only.

C 6 12 C Change trains at Newark Broad Street for travel to/from Hoboken or New York.

✓ Indicates that up to 12 bicycles/segways are permitted on this weekend train to/from Newark or New York. See bicycle/segway policy at njtransit.com for more details.

⊘ Indicates that bicycles/segways are NOT permitted on this weekend train to/from New York, or that bicycles/segways are not permitted on this train that operates only on holidays. See bicycle/segway policy at njtransit.com for more details.

MD MidTOWN DIRECT service to/from Penn Station New York.

X

MORRIS ESSEX LINES TO NEW YORK/HOBOKEN

EFFECTIVE 6/13/26 ONLY

	PM																PM		
	526	8978	528	728 6928	730 6930	530	732 6932	532	734 6934	534	736 6936	536	738 6938	538	740 6940	540	742 6942	542	744 6944
Departing from:	MD			MD	MD		MD		MD										MD
BICYCLES TO NEW YORK		✓		✓	✓		✓		✓		✓		✓		✓		✓		✓
HACKETTSTOWN																			
Mount Olive																			
Netcong																			
Lake Hopatcong																			
Mount Arlington																			
DOVER				3 05	4 05		5 03		6 05		7 05		8 03		9 05		10 05		11 03
Denville				3 12	4 12		5 10		6 12		7 12		8 10		9 12		10 12		11 10
Mount Tabor							5 13						8 13						11 13
Morris Plains				3 19	4 19		5 19		6 19		7 19		8 19		9 19		10 19		11 19
Morristown				3 23	4 23		5 23		6 23		7 23		8 23		9 23		10 23		11 23
Convent				3 27	4 27		5 27		6 27		7 27		8 27		9 27		10 27		11 27
Madison				3 31	4 31		5 31		6 31		7 31		8 31		9 31		10 31		11 31
Chatham				3 35	4 35		5 35		6 35		7 35		8 35		9 35		10 35		11 35
GLADSTONE				2 50	3 50		4 50		5 50		6 50		7 50		8 50		9 50		10 50
Peapack				2 53	3 53		4 53		5 53		6 53		7 53		8 53		9 53		10 53
Far Hills				2 59	3 59		4 59		5 59		6 59		7 59		8 59		9 59		10 59
Bernardsville				3 06	4 06		5 06		6 06		7 06		8 06		9 06		10 06		11 06
Basking Ridge				3 08	4 08		5 08		6 08		7 08		8 08		9 08		10 08		11 08
Lyons				3 11	4 11		5 11		6 11		7 11		8 11		9 11		10 11		11 11
Millington				3 14	4 14		5 14		6 14		7 14		8 14		9 14		10 14		11 14
Stirling				3 17	4 17		5 17		6 17		7 17		8 17		9 17		10 17		11 17
Gillette				3 19	4 19		5 19		6 19		7 19		8 19		9 19		10 19		11 19
Berkeley Heights				3 22	4 22		5 22		6 22		7 22		8 22		9 22		10 22		11 22
Murray Hill				3 28	4 28		5 28		6 28		7 28		8 28		9 28		10 28		11 28
New Providence				3 31	4 31		5 31		6 31		7 31		8 31		9 31		10 31		11 31
Summit - Arrive				3 41	4 41		5 41		6 41		7 41		8 41		9 41		10 41		11 41
Summit - Depart		3 30		3 42	4 42		5 42		6 42		7 42		8 42		9 42		10 42		11 42
Short Hills		3 35		3 47	4 47		5 47		6 47		7 47		8 47		9 47		10 47		11 47
Millburn		3 38		3 50	4 50		5 50		6 50		7 50		8 50		9 50		10 50		11 50
Maplewood		3 42		3 54	4 54		5 54		6 54		7 54		8 54		9 54		10 54		11 54
South Orange		3 45		3 57	4 57		5 57		6 57		7 57		8 57		9 57		10 57		11 57
Mountain Station		3 48			5 00				7 00				9 00				11 00		
Highland Avenue		3 51		4 01			6 01				8 01				10 01				12 01
Orange		3 53		4 04	5 04		6 04		7 04		8 04		9 04		10 04		11 04		12 04
Brick Church		3 57		4 07	5 07		6 07		7 07		8 07		9 07		10 07		11 07		12 07
East Orange		3 59		4 10	5 10		6 10		7 10		8 10		9 10		10 10		11 10		12 10
Newark Broad Street	3 19	4 05	4 13	4 16	5 16	5 19	6 16	6 22	7 16	7 19	8 16	8 22	9 16	9 19	10 16	10 22	11 16	11 22	12 16
HOBOKEN	3 38		4 32			5 38		6 41		7 38		8 41		9 38		10 41		11 41	
via PATH	3 47		4 47			5 47		6 57		7 47		8 57		9 55		10 55		11 55	
arrive 33rd Street	4 02		5 02			6 02		7 12		8 02		9 12		10 11		11 11		12 11	
via PATH	3 54		4 54			5 54		6 54		7 54		8 54		J9 58		J10 54		J11 54	
arrive World Trade Center	4 05		5 05			6 05		7 05		8 05		9 05		10 15		11 15		12 25	
via FERRY	3 50		4 50			5 50		6 50		7 50									
arrive WFC	4 00		5 00			6 00		7 00		8 00									
Secaucus Junction		D		D	D		6 27		7 27		TAKE PATH FROM HOBOKEN TO 33RD STREET								12 25
NEW YORK		4 29		4 39	5 39		6 41		7 41										12 39

SPECIAL CONDITIONS

■ During period marked gray, trains terminate at Newark or Hoboken. Passengers traveling to New York use PATH. Visit pathrail.com for complete PATH service information.

D D Indicates this train stops at Secaucus Junction to discharge FIFA Passengers only.

L 6 12 L Indicates this train may leave ahead of schedule.

C 6 12 C Change trains at Newark Broad Street for travel to/from Hoboken or New York.

✓ Indicates that up to 12 bicycles/segways are permitted on this weekend train to/from Newark or New York. See bicycle/segway policy at njtransit.com for more details.

⊘ Indicates that bicycles/segways are NOT permitted on this weekend train to/from New York, or that bicycles/segways are not permitted on this train that operates only on holidays. See bicycle/segway policy at njtransit.com for more details.

MD MidTOWN DIRECT service to/from Penn Station New York.

X

MORRIS ESSEX LINES

FROM NEW YORK/HOBOKEN

EFFECTIVE 6/13/26 ONLY


	AM										PM									
	513	711	6913 713	515	6915 715	517	6917 717	519	6919 719	521	6921 721	523	6923 723	525	6925 725	527	6927 727	529	6929 729	
Departing from:			MD		MD		MD		MD		MD		MD							
BICYCLES FROM NEW YORK			✓		✓		✓		✓		✓		✓							
NEW YORK			7 11		8 11		9 11		10 11		11 11		12 11		TAKE PATH FROM 33RD STREET TO HOBOKEN					
Secaucus Junction			7 20		8 20		9 20		10 20		11 20		12 20							
via FERRY from WFC arrive HOBOKEN									10 50		11 50		12 50		1 50		2 50			
via PATH from WTC arrive HOBOKEN	J5 10 5 32			J7 07 7 32		J8 27 8 52		J9 27 9 52		10 36 10 47		11 38 11 49		12 38 12 49		1 38 1 49		2 38 2 49		
via PATH from 33rd Street arrive HOBOKEN	5 18 5 33			7 18 7 34		8 38 8 54		9 40 9 56		10 47 11 02		11 37 11 52		12 47 1 02		1 37 1 52		2 47 3 02		
HOBOKEN	6 08			8 08		9 09		10 08		11 09		12 08		1 09		2 08		3 09		
Newark Broad Street	6 26		7 30	8 26	8 30	9 27	9 30	10 26	10 30	11 27	11 30	12 26	12 30	1 27	1 50	2 26	2 30	3 27	3 30	
East Orange			7 36		8 36		9 36		10 36		11 36		12 36		1 36		2 36		3 36	
Brick Church			7 39		8 39		9 39		10 39		11 39		12 39		1 39		2 39		3 39	
Orange			7 42		8 42		9 42		10 42		11 42		12 42		1 42		2 42		3 42	
Highland Avenue			7 44				9 44				11 44				2 04				3 44	
Mountain Station					8 46				10 46				12 46				2 46			
South Orange			7 48		8 48		9 48		10 48		11 48		12 48		2 08		2 48		3 48	
Maplewood			7 51		8 51		9 51		10 51		11 51		12 51		2 11		2 51		3 51	
Millburn			7 56		8 56		9 56		10 56		11 56		12 56		2 16		2 56		3 56	
Short Hills			8 00		9 00		10 00		11 00		12 00		1 00		2 20		3 00		4 00	
Summit - Arrive			8 07		9 07		10 07		11 07		12 07		1 07		2 27		3 07		4 07	
Summit - Depart		7 15	8 08		9 08		10 08		11 08		12 08		1 08		2 28		3 08		4 08	
New Providence		7 19	8 19		9 19		10 19		11 19		12 19		1 19		2 43		3 19		4 19	
Murray Hill		7 23	8 23		9 23		10 23		11 23		12 23		1 23		2 46		3 23		4 23	
Berkeley Heights		7 31	8 31		9 31		10 31		11 31		12 31		1 31		2 50		3 31		4 31	
Gillette		7 33	8 33		9 33		10 33		11 33		12 33		1 33		2 53		3 33		4 33	
Stirling		7 36	8 36		9 36		10 36		11 36		12 36		1 36		2 55		3 36		4 36	
Millington		7 38	8 38		9 38		10 38		11 38		12 38		1 38		2 58		3 38		4 38	
Lyons		7 41	8 41		9 41		10 41		11 41		12 41		1 41		3 01		3 41		4 41	
Basking Ridge		7 44	8 44		9 44		10 44		11 44		12 44		1 44		3 04		3 44		4 44	
Bernardsville		7 47	8 47		9 47		10 47		11 47		12 47		1 47		3 08		3 47		4 47	
Far Hills		7 55	8 55		9 55		10 55		11 55		12 55		1 55		3 16		3 55		4 55	
Peapack		L 8 02	L 9 02		L 10 02		L 11 02		L 12 02		L 1 02		L 2 02		L 3 20		L 4 02		L 5 02	
GLADSTONE		8 07	9 07		10 07		11 07		12 07		1 07		2 07		3 25		4 07		5 07	
Chatham			8 15		9 15		10 15		11 15		12 15		1 15		2 35		3 15		4 15	
Madison			8 19		9 19		10 19		11 19		12 19		1 19		2 39		3 19		4 19	
Convent			8 24		9 24		10 24		11 24		12 24		1 24		2 44		3 24		4 24	
Morristown			8 28		9 28		10 28		11 28		12 28		1 28		2 48		3 28		4 28	
Morris Plains			8 33		9 33		10 33		11 33		12 33		1 33		2 53		3 33		4 33	
Mount Tabor			8 40						11 40						3 00					
Denville			8 42		9 40		10 40		11 42		12 40		1 40		3 02		3 40		4 40	
DOVER			8 56		9 54		10 54		11 56		12 54		1 54		3 16		3 54		4 54	
Mount Arlington																				
Lake Hopatcong																				
Netcong																				
Mount Olive																				
HACKETTSTOWN																				


SPECIAL CONDITIONS

 During period marked gray, trains originate from Hoboken. Passengers traveling from New York use PATH. Visit pathrail.com for complete PATH service information.

 L Indicates this train may leave ahead of schedule.

 C Change trains at Newark Broad Street for travel to/from Hoboken or New York.

 Indicates that up to 12 bicycles/segways are permitted on this weekend train to/from Newark or New York. See bicycle/segway policy at njtransit.com for more details.

 Indicates that bicycles/segways are NOT permitted on this weekend train to/from New York, or that bicycles/segways are not permitted on this train that operates only on holidays. See bicycle/segway policy at njtransit.com for more details.

 MidTOWN DIRECT service to/from Penn Station New York.

MORRIS ESSEX LINES

FROM NEW YORK/HOBOKEN

EFFECTIVE 6/13/26 ONLY


	PM																										
	531	6931	731	533	6933	733	535	6935	735	6937	737	537	539	6939	739	6941	741	541	8995	8491	6943	743	543	8997	545	6945	745
Departing from:									MD	MD				MD	MD				MD	MD	MD			MD			MD
BICYCLES FROM NEW YORK								⊘	⊘					✓	✓				✓	✓	✓			✓			✓
NEW YORK								6 11	7 11					8 11	9 11				9 32	10 00	10 11			10 44			11 11
Secaucus Junction								6 20	7 20					8 20	9 20				9 42	10 09	10 20			10 54			11 20
via FERRY from WFC	3 30		4 30		5 30						6 30	7 30															
arrive HOBOKEN	3 40		4 40		5 40						6 40	7 40															
via PATH from WTC	3 38		4 38		5 38						6 38	7 38						8 38					J9 27			J10 27	
arrive HOBOKEN	3 49		4 49		5 49						6 49	7 49						8 49					9 52			10 52	
via PATH from 33rd Street	3 37		4 47		5 37						6 47	7 37						8 47					9 38			10 35	
arrive HOBOKEN	3 52		5 02		5 52						7 02	7 52						9 02					9 54			10 51	
HOBOKEN	4 08		5 09		6 08						7 15	8 08						9 15					10 15			11 08	
Newark Broad Street	4 26	4 30	5 27	5 30	6 26	6 30	7 30	7 33	8 26	8 30	9 30	9 33	9 51	10 19	10 30	10 33	10 33	10 33	9 51	10 19	10 30	10 33	11 03	11 26	11 30		
East Orange		4 36		5 36		6 36	7 36			8 36	9 36							L 9 57	L 10 25	10 36			L 11 08		11 36		
Brick Church		4 39		5 39		6 39	7 39			8 39	9 39							L 9 59	L 10 27	10 39			L 11 11		11 39		
Orange		4 42		5 42		6 42	7 42			8 42	9 42							L 10 02	L 10 30	10 42			L 11 13		11 42		
Highland Avenue				5 44			7 44				9 44							L 10 05	L 10 33				L 11 16		11 44		
Mountain Station		4 46				6 46				8 46								L 10 07	L 10 35	10 46			L 11 18				
South Orange		4 48		5 48		6 48	7 48			8 48	9 48							L 10 10	L 10 38	10 48			L 11 20		11 48		
Maplewood		4 51		5 51		6 51	7 51			8 51	9 51							L 10 13	L 10 41	10 51			L 11 23		11 51		
Millburn		4 56		5 56		6 56	7 56			8 56	9 56							L 10 17	L 10 45	10 56			L 11 27		11 56		
Short Hills		5 00		6 00		7 00	8 00			9 00	10 00							L 10 21	L 10 49	11 00			L 11 30		12 00		
Summit - Arrive		5 07		6 07		7 07	8 07			9 07	10 07							L 10 26	10 54	11 07			L 11 36		12 07		
Summit - Depart		5 08		6 08		7 08	8 08			9 08	10 08							L 10 27		11 08			L 11 36		12 08		
New Providence		5 19		6 19		7 19	8 19			9 19	10 19											11 19				12 17	
Murray Hill		5 23		6 23		7 23	8 23			9 23	10 23											11 23				12 20	
Berkeley Heights		5 31		6 31		7 31	8 31			9 31	10 31											11 31				12 24	
Gillette		5 33		6 33		7 33	8 33			9 33	10 33											11 33				12 27	
Stirling		5 36		6 36		7 36	8 36			9 36	10 36											11 36				12 29	
Millington		5 38		6 38		7 38	8 38			9 38	10 38											11 38				12 32	
Lyons		5 41		6 41		7 41	8 41			9 41	10 41											11 41				12 35	
Basking Ridge		5 44		6 44		7 44	8 44			9 44	10 44											11 44				12 38	
Bernardsville		5 47		6 47		7 47	8 47			9 47	10 47											11 47				12 42	
Far Hills		5 55		6 55		7 55	8 55			9 55	10 55											11 53				12 48	
Peapack		L 6 02		L 7 02		L 8 02	L 9 02			L 10 02	L 11 02											L 11 57				12 52	
GLADSTONE		6 07		7 07		8 07	9 07			10 07	11 07											12 02				12 57	
Chatham		5 15		6 15		7 15	8 15			9 15	10 15							L 10 33				11 15		L 11 42		12 15	
Madison		5 19		6 19		7 19	8 19			9 19	10 19							L 10 37				11 19		L 11 46		12 19	
Convent		5 24		6 24		7 24	8 24			9 24	10 24							L 10 42				11 24		L 11 50		12 24	
Morristown		5 28		6 28		7 28	8 28			9 28	10 28							L 10 46				11 28		L 11 54		12 28	
Morris Plains		5 33		6 33		7 33	8 33			9 33	10 33							L 10 50				11 33		L 11 58		12 33	
Mount Tabor		5 40		6 40		7 40	8 40															11 40		L 12 06			
Denville		5 42		6 42		7 42	8 42			9 40	10 40							L 11 00				11 42		L 12 08		12 40	
DOVER		5 56		6 56		7 56	8 56			9 54	10 54								11 14			11 56		12 20		12 54	
Mount Arlington																											
Lake Hopatcong																											
Netcong																											
Mount Olive																											
HACKETTSTOWN																											


SPECIAL CONDITIONS

 During period marked gray, trains originate from Newark or Hoboken. Passengers traveling from New York use PATH. Visit pathrail.com for complete PATH service information.

 L Indicates this train may leave ahead of schedule.

 C Change trains at Newark Broad Street for travel to/from Hoboken or New York.

 Indicates that up to 12 bicycles/segways are permitted on this weekend train to/from Newark or New York. See bicycle/segway policy at njtransit.com for more details.

 Indicates that bicycles/segways are NOT permitted on this weekend train to/from New York, or that bicycles/segways are not permitted on this train that operates only on holidays. See bicycle/segway policy at njtransit.com for more details.

 MidTOWN DIRECT service to/from Penn Station New York.

